

- FOR TEACHERS ONLY -

AUDIENCE ETIQUETTE ACTIVITY

Teacher Guide

1. Hand out rubric to students. (Can also be done as group activity. Project rubric onto screen using overhead or ELMO.) **print or project only pages 3 & 4**
2. Using the rubric, present students with a variety of event locations. examples: ball park, rock concert, church, etc. Ask students for additional locations and add to the rubric.
3. Discuss each event – What can you do there? What can you not do there? Why? (review discussion points)
4. Ask students to fill out rubric using Always, Sometimes, or Never. (For added fun, have students decide on symbols to use for each one.)
5. Optional – Role play some of these events. example: Mimic a game with fans, etc.
6. Ask students why they think we behave differently at these places. (different atmospheres, traditions, etc.)
7. Note that at orchestral performances, we're usually expected to be quiet while the orchestra is playing and then show appreciation. This is out of respect for the performers and their efforts. Have students put themselves in the place of the performers – How do they feel when someone doesn't pay attention to them or talks over them? Emphasize the Orchestra!
8. Have students fill out Orchestra etiquette worksheet.

Discussion Points

- ✎ Traditional Orchestra etiquette dictates that the audience should applaud only when the conductor's hands are down. Explain this to students, but also emphasize that if they are particularly impressed or moved by the music, they should feel free to applaud.
- ✎ Sometimes music is divided into movements, or smaller divisions within the piece. It is generally expected that audiences will hold their applause until the end of the entire piece and not clap between movements.
- ✎ If in doubt, an audience member should clap when everyone else does, or when the conductor turns around to take a bow and recognize the orchestra.
- ✎ Students will probably wonder what the difference is between an orchestra concert and a rock concert. The answer? Tradition.
- ✎ Sometimes there will be performers and pieces that bridge this gap, and audiences will be encouraged to clap and sing just like in a rock concert, but these are exceptions.

- FOR TEACHERS ONLY -













ORCHESTRA ETIQUETTE RUBRIC ANSWER GUIDE

NOTE: Some answers may vary

A = Always

S = Sometimes

N = Never

	Bats game at Slugger Field 	Worship Service 	Orchestra Concert at Kentucky Center 	Rock concert at YUM Center 	Pep Rally for your school 	Movie Theater 
Cheer 	A	S	S/N	A	A	N
Clap politely 	A	S	S	S	S	S
Talk to those around you 	A	S	N	S	S	N
Eat 	A	N	N	S	S	A/S
Stand up and walk around 	A	S	N	S	N	N
Clap in time with the music 	S	S	S	S/A	S/A	N

ORCHESTRA ETIQUETTE STUDENT WORKSHEET

Name _____ Class _____

1. You should enter the theatre:
 - a. As loudly as possible
 - b. Backwards
 - c. Quietly

2. During the concert, it is a good idea to:
 - a. Discuss the performance with your neighbor
 - b. Eat a snack
 - c. Sit quietly and appreciate the performers' efforts

3. When should you clap?
 - a. Never – performers hate that
 - b. At the end of a piece, when the conductor lowers his/her hands
 - c. Whenever you hear something you like

4. How should you show your appreciation of the performance?
 - a. Clapping enthusiastically at the end of a piece
 - b. Cheering loudly for your favorite musician
 - c. Doing a dance

5. Why should you be quiet during an orchestra performance?
 - a. So the aliens can't find you
 - b. Because it is respectful to the musicians
 - c. We're supposed to be quiet?

6. How do you know a piece of music is over?
 - a. The conductor puts his/her hands down and turns around
 - b. The music stops
 - c. The lights flash

ORCHESTRA ETIQUETTE STUDENT RUBRIC












Name _____ Class _____

Can you do the following activities at the below events?

A = Always

S = Sometimes

N = Never

	Bats game at Slugger Field 	Worship Service 	Orchestra Concert at Kentucky Center 	Rock concert at YUM Center 	Pep Rally for your school 	Movie Theater 
Cheer 						
Clap politely 						
Talk to those around you 						
Eat 						
Stand up and walk around 						
Clap in time with the music 